


# Tatted Ornaments And Decorations Tatting Made Simple

Tatting is a beautiful and intricate form of lacemaking that can be used to create a variety of ornaments and decorations. This comprehensive guide will teach you everything you need to know to create your own tatted masterpieces, from the basics of tatting to more advanced techniques. With over 30 patterns to choose from, you'll be able to create a wide variety of ornaments and decorations for your home, including snowflakes, stars, hearts, and more.



## TATTED ORNAMENTS and DECORATIONS (Tatting Made Simple Book 4) by Mark Twain

★★★★☆ 4.4 out of 5

Language : English  
File size : 2986 KB  
Text-to-Speech : Enabled  
Enhanced typesetting : Enabled  
Lending : Enabled  
Screen Reader : Supported  
Print length : 41 pages



## What is tatting?

Tatting is a form of lacemaking that uses a shuttle to create a series of knots and loops. The knots and loops are then joined together to form a variety of patterns. Tatting is a versatile craft that can be used to create a variety of items, including ornaments, decorations, jewelry, and clothing.

## **What are the benefits of tatting?**

There are many benefits to tatting, including:

- Tatting is a relaxing and meditative craft.
- Tatting is a portable craft that can be taken anywhere.
- Tatting is a relatively inexpensive craft.
- Tatting is a versatile craft that can be used to create a variety of items.

## **What do I need to get started with tatting?**

To get started with tatting, you will need the following supplies:

- A tatting shuttle
- Tatting thread
- A pair of scissors

## **How do I learn to tat?**

There are a number of ways to learn to tat. You can find books, videos, and online tutorials that will teach you the basics of tatting. You can also find tatting classes at your local craft store or community center.

## **What are some tips for tatting?**

Here are a few tips for tatting:

- Start with a simple pattern and work your way up to more complex patterns as you become more comfortable with tatting.

- Be patient and don't give up if you make a mistake. Tatting takes practice.
- Use a good quality tatting thread. Cheap thread can be difficult to work with and will produce less attractive results.
- Keep your tatting shuttle clean. A dirty shuttle can cause your thread to break.


## **What are some ideas for tatted ornaments and decorations?**

Here are a few ideas for tatted ornaments and decorations:

- Snowflakes
- Stars
- Hearts
- Bells
- Angels
- Trees
- Wreaths
- Garlands

**Tatted Ornaments And Decorations Tatting Made Simple is the perfect book for anyone who wants to learn to create beautiful and intricate tatted ornaments and decorations. With clear instructions and stunning photography, this book will teach you everything you need to know to get started with tatting.**

Click here to Free Download your copy of Tatted Ornaments And Decorations Tatting Made Simple today!




## TATTED ORNAMENTS and DECORATIONS (Tatting Made Simple Book 4) by Mark Twain

★★★★☆ 4.4 out of 5

Language : English  
File size : 2986 KB  
Text-to-Speech : Enabled  
Enhanced typesetting : Enabled  
Lending : Enabled  
Screen Reader : Supported  
Print length : 41 pages


FREE

DOWNLOAD E-BOOK



## Unveiling the Beauty and History of the Medici Iris: A Literary Journey with Iris Max Medford

In the realm of art, history, and horticulture, the Medici Iris stands as a testament to the enduring power of beauty and the intricate connections...



## Improving Gut Health in Poultry: Unlocking the Path to Enhanced Production Efficiency

In the ever-evolving field of agricultural science, the well-being of our feathered companions holds paramount importance. Poultry, a vital component of our...